


Grade 5 Math

Ms. Sienrukos
May 11 - May 15

The background features several abstract elements: a large yellow rounded shape in the center containing the text; a dark orange shape in the top left with several yellow circles of varying sizes; a light orange shape in the top right with a cluster of black dashed lines; a light orange shape in the bottom left with a series of parallel orange lines; and a light orange shape in the bottom right with a cluster of black dashed lines.

This week, we are
starting Module 5:
Adding and Multiplying
with Volume and Area



Monday, May 11: Lesson 1

1. Watch this video: <https://youtu.be/886nx-cNHxc>
 2. Answer these questions:
<https://forms.gle/86Jq1CbDZvi8i3h86>
- 




Tuesday, May 12: iReady!

1. Log in to your iReady account (You can do this by going to www.mssienrukos.weebly.com and clicking on the iReady blue button.
2. Complete the “My Path” next lesson for 30 minutes today.

**I will check your progress from my administrative view at the end of the day*






Wednesday, May 13: Lesson 2-3

1. Watch this video: https://youtu.be/vIR_nqKAjiw
 2. Answer these questions:
<https://forms.gle/JZec4juM7WZQd6oS9>
- 



Thursday, May 14: Lesson 4

1. Watch this video: <https://youtu.be/S0yN1MQoSw4>
*Video cuts off... continue by watching this video:
<https://www.youtube.com/watch?v=9BwCdyrgw14>
 2. Answer these questions:
<https://forms.gle/L81gzUEgctsf2QmJ6>
- 



Friday, May 15: Prodigy!

1. Log in to your Prodigy account (You can do this by going to www.mssienrukos.weebly.com and clicking on the Prodigy blue button.)
2. Play for 30 minutes today.

**I will check your progress from my administrative view at the end of the day.*

